

## *Step-by-Step*

# Navigating the Poet's Pages in In My Own Voice

In the program *In My Own Voice*, you get to know various poets, share ideas about each poem, hear comments from the author about each poem, and listen to audio recordings of the poets reading their work in a variety of public and private settings. There is a word generator to help you start writing and poetic notes that provide examples of poetic devices in each poem. Additionally, the program includes many works of art, photographs, and musical selections that are designed to stimulate ideas and evoke images to create an emotional tone or mood. This Step-by-Step Card introduces you to the Poet's Pages.

## **Opening In My Own Voice**

- 1** Open the *In My Own Voice* application.
- 2** To create your own *In My Own Voice* Notepad file, click **New** in the dialog box that appears. You can use this file to take notes as you explore the Poet's Pages and other sections of the program. Select where you want to save your Notepad file, give it a name, and then save it.

The program opens. A narrator welcomes you to New York's East Village, a place where many poets find inspiration.


The Eastside Bookstore screen appears. The lamppost on the right has the different locations you can explore, and other options, such as the Street, Gallery, Eastside Books, Writer Space, Notepad, Help, Audio, and Quit.

- 3 Click either the Eastside Book storefront or the lamppost to go to the Poet's Pages.



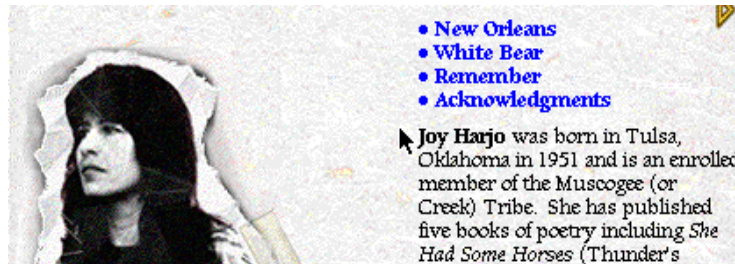
### Entering the Poet's Pages in the Eastside Bookstore

- 1 As you enter the Eastside bookstore, a bookshelf page is displayed with the names of poets. Click a book to learn more about that poet.



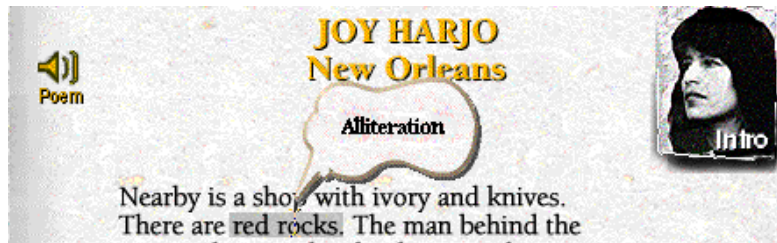
**The Book Shelf in Eastside Books**

- 2 When you click a book on the bookshelf, the Poet's Page for that poet appears. This page includes a photograph of the poet, links to the poems included in this collection, and a biography of the writer. Here is an example of Joy Harjo's page.



#### Joy Harjo's Page

- 3 If you click the poet's photograph, you can see one of his or her poems, have the option to listen to the writer reading the poem in a variety of public and private settings, or listen to him or her give an introduction to the poem.
- 4 As you read the poem and move the pointer over the poem, you can view poetic notes which illustrate examples of poetic devices in each poem, such as alliteration, simile, metaphor, or personification.



#### Poetic notes in the poem

If you click the poet's name at the top of the page of a poem, a pop-up menu appears with the names of the program's other poets and additional information. If you want to read a poem by a different poet, you can choose the name in the pop-up menu or go back to the bookshelf by clicking the binding of the book with the writer's name on it. Or you can click the Eastside Books section of the lamppost to go back to the bookshelf.